

Career Exploration Centre

Online



 **SAIT**
**YOUNG
ORIGINALS**

Supply Chain Manager

Career Description

Supply chain management plan, organize, direct, control and evaluate the activities of a purchasing department and develop and implement the purchasing policies of a business or institution

They are employed by:

Both government and private sectors

Working conditions:

Supply chain managers work mostly in an office setting but will sometimes visit sites that may require steel-toed boots and be exposed to loud or distracting noise levels. They usually work 40 hours a week however overtime is common during project deadlines. Typically, they have a set schedule of Monday to Friday but may be needed to work evening and weekends at busier times.

Skills & Abilities:

Supply chain managers:

- Have excellent communication skills
- Are highly accurate with attention to detail
- Work independently
- Can multitask and delegate

Stats:

Average salary in Alberta: \$105,320.00 Annually*

Average wage: \$52.66 Hourly*

Minimum education: 2 years post-secondary

*Based on a 40/hr. work week, 50 wks./year

For more Alberta career information and stats: <https://alis.alberta.ca/tools-and-resources/about-alis/search/?s=Supply+chain+management+>

Activity Mission

In this activity, you will:

1. Sequence of the supply chain
2. Choose best distribution centre location

Tools:

Pen or pencil and paper

Task 1: Sequence the Supply Chain













The Apple Juice

Use your paper and pencil and place the steps of the apple supply chain (top row) in the correct order (bottom row). Check your answer at the end of the next two challenges.

Farm Fresh Juice (Manufacturing)	Apples (Raw Material)	Wholesale Food Distributor
1	2	3
		

The Bottle Label

Place the steps of the bottle supply chain (top row) in the correct order (bottom row).

Label Manufacturer	Timber (Raw Material)	Pulp and Paper Mill	Farm Fresh Juice
1	2	3	4
			

The Plastic Bottle

Drag the parts of the bottle supply chain into the correct order:

Plastic Pellets Manufacturer	Oil (Raw Material)	Oil Refinery Company	Plastic Bottle Manufacturer	Farm Fresh Juice
------------------------------	--------------------	----------------------	-----------------------------	------------------

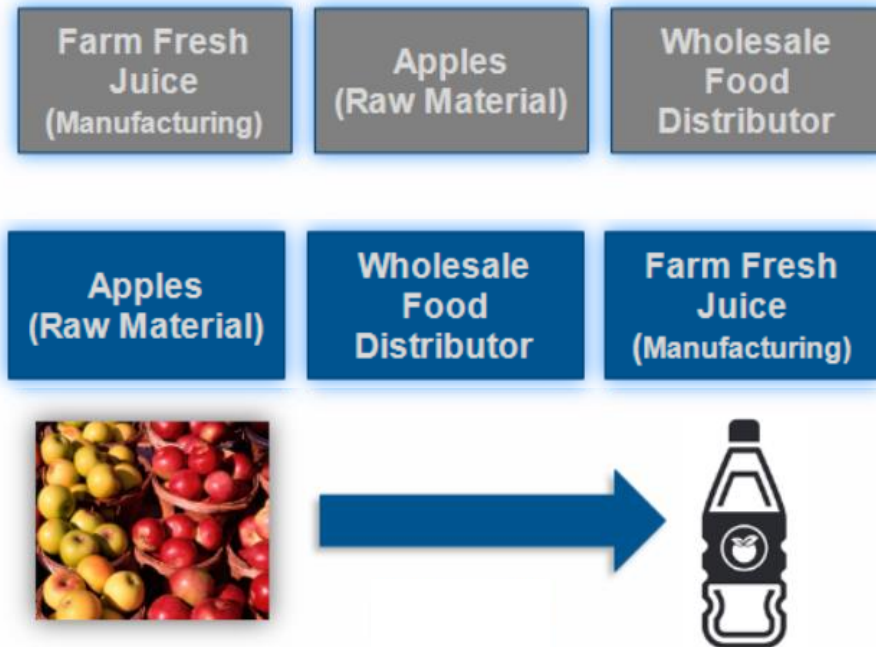
1	2	3	4	5
---	---	---	---	---



Check you're answers over the next two pages

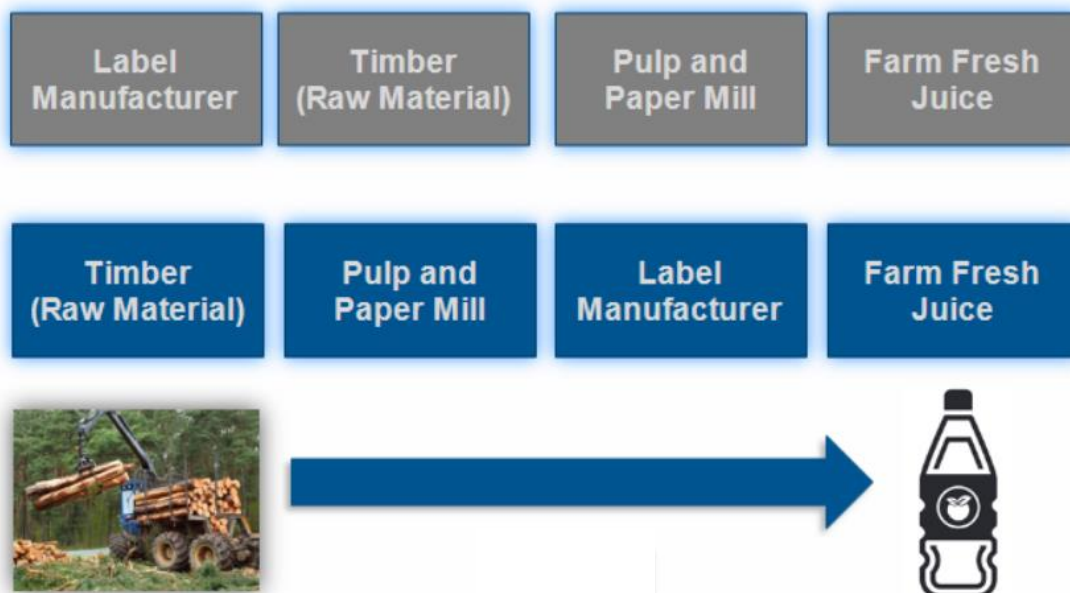
The Apple Juice

Answer



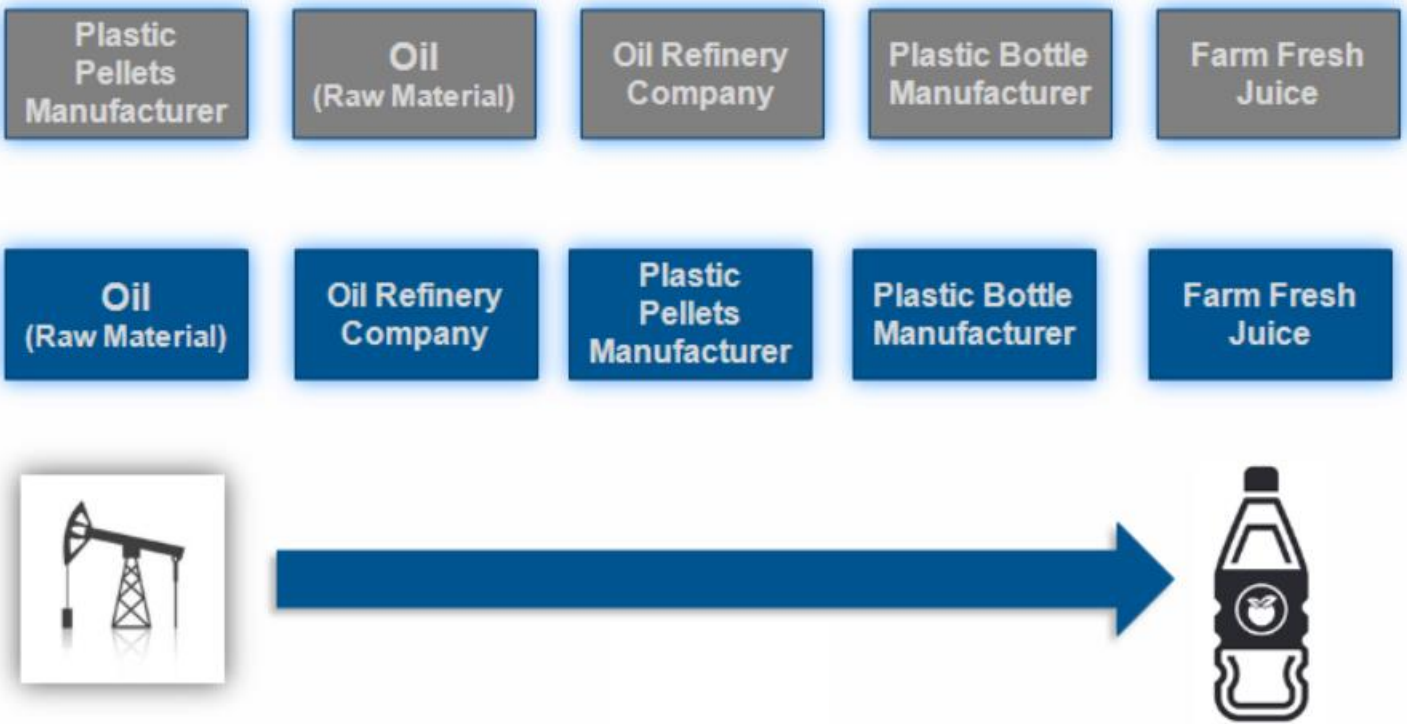
The Bottle Label

Answer



The Plastic Bottle

Answer



How did you do?

There Is one more challenge.



Put the steps of the retail supply chain (top row) into the correct order (bottom row) and check your answer on the next page.

Retail Stores Farm Fresh Juice Customer Distribution Warehouse

1 2 3 4



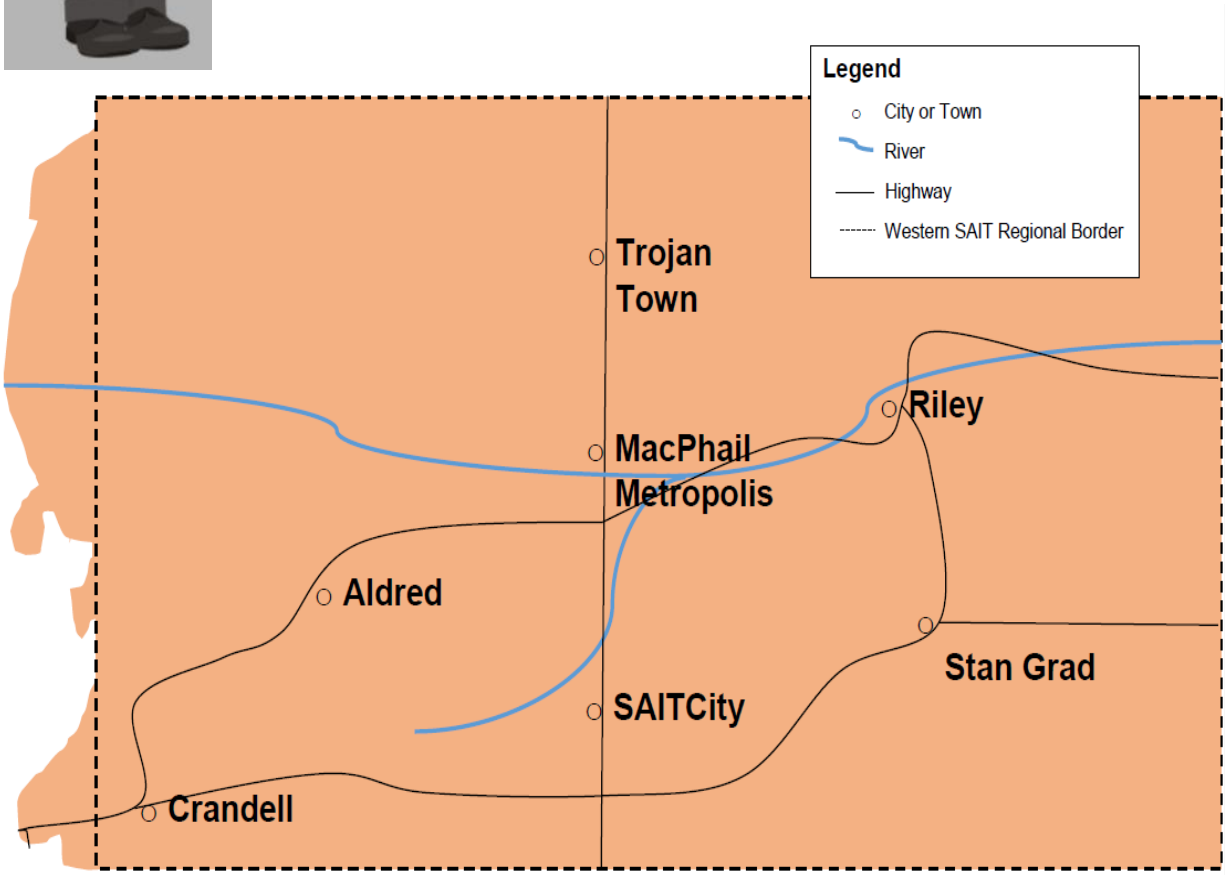
Retail Supply Chain

Answer





Here is the map that we are working with. We need to decide the best place to build.

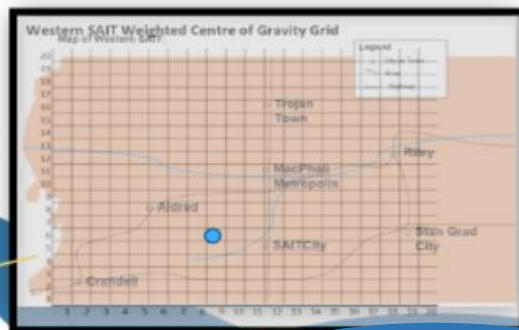




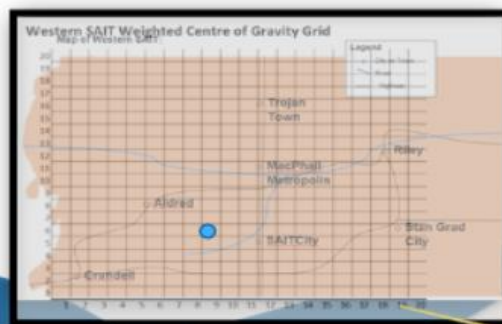
We use a process called the weighted centre of gravity which uses graphs, maps and calculations.

Weighted centre of gravity is a method that uses a map, a grid, and population numbers to find the location that is closest to the highest number of customers. This location is the best place to build a distribution centre.





I've cross checked our calculations and the best location is between two cities; Aldred and SAITCity.



It looks like the decision is a bit more complicated than I thought, Dimitri. How do we decide between Aldred and SAITCity?



Task 2: Choose the Best Location

MISSION

Situation: The weighted centre of gravity is between two communities.

Mission: Use community reports to choose the best location for your distribution centre.





Prepare Materials

- ✓ Over the next few pages locate the Community Business Reports for each city
- ✓ A score card for each city
- ✓ Get a pen/pencil and paper


Aldred Community Business Report

Skilld Workforce
Aldred has an overall population of 2,500,000. Since it has a large population, access to potential employees is very high. Companies working in the manufacturing, transportation, and technology sectors tend to have an excellent selection of high quality employees. On the other hand, employees expect higher wages in SAITCity than they do in smaller communities.

Highway Proximity
SAITCity is located off of a major highway. Northbound and southbound shipping is very accessible, but eastbound and westbound shipping is less accessible.

Cost of Buying Land
The cost of real estate in Aldred is approximately 70% of the cost of land in SAITCity. The money saved on purchasing land can be spent on building state-of-the-art facilities.

SAITCity Community Business Report



Skilld Workforce
SAITCity has an overall population of 2,500,000. Since it has a large population, access to potential employees is very high. Companies working in the manufacturing, transportation, and technology sectors tend to have an excellent selection of high quality employees. On the other hand, employees expect higher wages in SAITCity than they do in smaller communities.

Highway Proximity
SAITCity is located off of a major highway. Northbound and southbound shipping is very accessible, but eastbound and westbound shipping is less accessible.

Cost of Buying Land
The cost of real estate in SAITCity is the highest of any city in Western SAIT other than Coaxial. There is a small chance businesses may find an existing facility and save on building their own.

SAITCity Score Card

Score:	1	2	3	4	5
How to Score:	No advantages	Mostly disadvantages with some minor advantages	Equal disadvantages to advantages	Mostly advantages with some minor disadvantages	Only advantages
Skilld Workforce					
Proximity to Highway					
Cost of Buying Land					

Total Score:

Step 1

Read each Business Report.

Look for advantages and disadvantages under each heading.



Step 2

Use the Score Card for each city to evaluate which community has the most business advantages.

SAITCity Score Card

Score:	1	2	3	4	5
How to Score:	No advantages	Mostly disadvantages with some minor advantages	Equal disadvantages to advantages	Mostly advantages with some minor disadvantages	Only advantages
Skilled Workforce					
Proximity to Highway					
Cost of Buying Land					

Total Score:

Aldred Community Business Report



Skilled Workforce

Aldred has an overall population of 120,000. Despite being a small city, it has a very skilled workforce, especially in the manufacturing, transportation, and retail sectors. Labour costs are 10-15% lower in Aldred than in SAITCity.

Highway Proximity

Aldred is located off of a major highway. Eastbound and westbound shipping are easily accessible, but northbound and southbound shipping is less accessible. Access to both directions for shipping is preferred.

Cost of Buying Land

The cost of real estate in Aldred is approximately 70% of the cost of land in SAITCity. The money saved on purchasing land can be spent on building state-of-the-art facilities.

SAITCity Community Business Report



Skilled Workforce

SAITCity has an overall population of 2,500,000. Since it has a large population, access to a skilled workforce is very high. Companies working in the manufacturing, transportation, and technology sectors tend to have an excellent selection of high-quality employees. On the other hand, employees expect higher wages in SAITCity than they do in smaller communities.

Highway Proximity

SAITCity is located off of a major highway. Northbound and southbound shipping is very accessible, but eastbound and westbound shipping is less accessible. Access to both directions for shipping is preferred.

Cost of Buying Land

The cost of real estate in SAITCity is the highest of any city in Western SAIT other than Crandell. There is a small chance business may find an existing facility and save on building their own.

Aldred Score Card

Score:	1	2	3	4	5
How to Score:	No advantages	Mostly disadvantages with some minor advantages	Equal disadvantages to advantages	Mostly advantages with some minor disadvantages	Only advantages
Skilled Workforce					
Proximity to Highway					
Cost of Buying Land					


Total Score:

SAITCity Score Card

Score:	1	2	3	4	5
How to Score:	No advantages	Mostly disadvantages with some minor advantages	Equal disadvantages to advantages	Mostly advantages with some minor disadvantages	Only advantages
Skilled Workforce					
Proximity to Highway					
Cost of Buying Land					

Total Score:

Which Community Do You Choose?





For more information on supply chain management, please visit:

<https://www.sait.ca/programs-and-courses/continuing-education/courses-and-certificates/supply-management-training>

<https://www.jobbank.gc.ca/marketreport/skills/25793/ca>