






TUTORING SERVICES - ENGLISH LANGUAGE LEARNING

Grammar Skills Development		
Website navigation	Study topics (Follow in order)	Tips for success
<p>EnglishClub Best for: Best for building a strong foundation in grammar, covering word-level and sentence-level structures in a structured way.</p> <p>Start with Word-Level Grammar (9 parts of speech), then move to Sentence-Level Grammar.</p>  <p>EnglishClub.com/Grammar</p>	<ul style="list-style-type: none"> <input type="checkbox"/> Word-Level Grammar (9 Parts of Speech) <input type="checkbox"/> Sentence-Level Grammar 	<ul style="list-style-type: none"> <input type="checkbox"/> Start with Word-Level Grammar before moving to Sentence-Level Grammar to build a solid foundation. <input type="checkbox"/> Take notes on tricky grammar points and practice forming your own sentences. <input type="checkbox"/> Check off sections as you complete them.
<p>Online English Grammar Book Best for: Ideal for in-depth explanations and reference material, perfect for learners who want to understand complex grammar rules in detail.</p> <p>Under "Grammar Tutorials and Reference Tools," study in the order described.</p>  <p>https://www.englishpage.com/grammar/index.html</p>	<ul style="list-style-type: none"> <input type="checkbox"/> Verb Tenses <input type="checkbox"/> Irregular Verbs <input type="checkbox"/> Phrasal Verb Intro <input type="checkbox"/> Dictionary <input type="checkbox"/> Verb + Preposition <input type="checkbox"/> Dictionary <input type="checkbox"/> Modals <input type="checkbox"/> Gerunds <input type="checkbox"/> Prepositions <input type="checkbox"/> Articles <input type="checkbox"/> Mini-Grammar Tutorials 	<ul style="list-style-type: none"> <input type="checkbox"/> Under "Grammar Tutorials and Reference Tools," study in this order: <input type="checkbox"/> Check off sections as you complete them. <input type="checkbox"/> Use the "Grammar Tutorials and Reference Tools" section as a study guide rather than reading passively. <input type="checkbox"/> Test yourself with online exercises after each section to reinforce learning.
<p>Grammar Bytes Best for: Great for interactive grammar exercises and drills, making grammar learning engaging through practice-based activities.</p> <p>Scroll down to "Exercises" and click "here"</p> <p>Study all areas, but leave "Parallel Structure" for last as it is the most challenging.</p>  <p>https://www.chompchomp.com/menu.htm</p>	<ul style="list-style-type: none"> <input type="checkbox"/> All major grammar topics <input type="checkbox"/> Parallel Structure (last) 	<ul style="list-style-type: none"> <input type="checkbox"/> Complete as many interactive exercises as possible. If you get an answer wrong, read the explanation carefully and redo the question. Save "Parallel Structure" for last, as it is the most challenging. <input type="checkbox"/> Check off sections as you complete them.

Grammar Skills Development

Website navigation	Study topics (Follow in order)	Tips for success
<p>Learn American English Online Best for: Best for step-by-step learning using a color-coded system, allowing learners to progress gradually from basic to advanced grammar.</p> <p>Study in color order: Blue → Red → Yellow → Green → Purple → Orange → Violet.</p>  <p>https://www.learnamericanenglishonline.com/#google_vignette</p>	<ul style="list-style-type: none"> <input type="checkbox"/> Blue <input type="checkbox"/> Red <input type="checkbox"/> Yellow <input type="checkbox"/> Green <input type="checkbox"/> Purple <input type="checkbox"/> Orange <input type="checkbox"/> Violet 	<ul style="list-style-type: none"> <input type="checkbox"/> Follow the color-coded learning system in order (Blue → Red → Yellow → Green → Purple → Orange → Violet). Don't skip ahead—each color builds on previous lessons. <input type="checkbox"/> Check off sections as you complete them.
<p>UVic Study Zone Best for: Level-based grammar practice, helping learners choose their level and focus on targeted exercises for steady improvement.</p> <p>Choose your English level and study each section (except puzzles and games).</p>  <p>https://continuingstudies.uvic.ca/elc/studyzone</p>	<ul style="list-style-type: none"> <input type="checkbox"/> Level-based grammar lessons 	<ul style="list-style-type: none"> <input type="checkbox"/> Choose the right level before starting (Beginner, Intermediate, or Advanced). Complete all exercises in a section before moving to the next. <input type="checkbox"/> Avoid puzzles and games if your focus is grammar improvement. <input type="checkbox"/> Check off sections as you complete them.

OTHER RESOURCES TO USE

WRITING SERVICES

writing.help@sait.ca



REGISTER FOR WRITING WORKSHOPS

LEARNING SKILLS SERVICES

learning.skills@sait.ca



REGISTER FOR OUR DROP-IN AND LEARN WORKSHOPS

TUTORING SERVICES

tutoring@sait.ca



ACCESS OUR DROP-IN, EVENING AND PEER TUTORING